




## 2.1 Student Enrollment and Profile

### 2.1.2 Percentage of seats filled against reserved categories (SC, ST, OBC etc.) as per applicable reservation policy for the first year admission

2022-23					
Program Name	SC	ST	OBC	General	Total
B.Tech- Civil Engineering	2	1	5	1	09
B.Tech- Electrical & Electronics Engineering	3	1	52	38	94
B.Tech- Mechanical Engineering	8	0	11	8	27
B.Tech- Electronics & Communication Engineering	38	7	129	72	246
B.Tech- Computer Science & Engineering	20	7	90	75	192
B.Tech- Computer Science & Engineering (DS)	20	2	90	67	179
B.Tech- Computer Science & Engineering & Business Systems	1	0	21	25	47
B.Tech- Computer Science & Engineering (AI & ML)	11	0	31	21	63
B.Tech- Computer Science & Engineering (CS)	7	1	28	19	55
MBA-Master of Business Administration	7	1	24	18	50
MCA-Master of Computer Applications	9	0	29	28	66
M.Tech-Structural Engineering	-	-	-	-	-
M.Tech-Power Electronics	-	-	-	-	-
M.Tech-Machine Design	-	-	-	-	-
M.Tech-Embedded Systems	-	-	-	-	-
M.Tech-Computer Science	-	-	-	-	-
<b>Total</b>	<b>126</b>	<b>20</b>	<b>510</b>	<b>372</b>	<b>1028</b>


  
Dr. T. JAYACHANDRA PRASAD  
M.E, Ph.D.,  
PRINCIPAL  
R G M College of Engg. & Tech.,  
(Autonomous)  
NANDYAL-518 501, Nandyal (Dt), A.P.



## 2.1 Student Enrollment and Profile

### 2.1.2 Percentage of seats filled against reserved categories (SC, ST, OBC etc.) as per applicable reservation policy for the first year admission

2021-22					
Program Name	SC	ST	OBC	General	Total
B.Tech- Civil Engineering	8	1	20	11	40
B.Tech- Electrical & Electronics Engineering	6	1	36	52	95
B.Tech- Mechanical Engineering	6	0	22	11	39
B.Tech- Electronics & Communication Engineering	42	4	127	78	251
B.Tech- Computer Science & Engineering	24	8	85	78	195
B.Tech- Computer Science & Engineering (DS)	9	0	27	30	66
B.Tech- Computer Science & Engineering & Business Systems	5	0	31	18	54
MBA-Master of Business Administration	0	0	17	8	25
MCA-Master of Computer Applications	2	0	37	26	65
M.Tech-Structural Engineering	-	-	-	-	-
M.Tech-Power Electronics	-	-	-	-	-
M.Tech-Machine Design	-	-	-	-	-
M.Tech-Embedded Systems	-	-	-	-	-
M.Tech-Computer Science	-	-	-	-	-
<b>Total</b>	<b>102</b>	<b>14</b>	<b>402</b>	<b>312</b>	<b>830</b>


  
**Dr. T. JAYACHANDRA PRASAD**  
M.E., Ph.D.,  
PRINCIPAL  
R G M College of Engg. & Tech.,  
(Autonomous)  
NANDYAL-518 501, Nandyal (Dt), A.P.



## 2.1 Student Enrollment and Profile

### 2.1.2 Percentage of seats filled against reserved categories (SC, ST, OBC etc.) as per applicable reservation policy for the first year admission

2020-21					
Program Name	SC	ST	OBC	General	Total
B.Tech- Civil Engineering	25	3	44	26	98
B.Tech- Electrical & Electronics Engineering	9	1	49	42	101
B.Tech- Mechanical Engineering	12	0	50	25	87
B.Tech- Electronics & Communication Engineering	39	1	116	74	230
B.Tech- Computer Science & Engineering	23	6	82	81	192
B.Tech- Computer Science & Engineering (DS)	5	2	22	35	64
B.Tech- Computer Science & Engineering & Business Systems	1	0	28	26	55
MBA-Master of Business Administration	3	0	16	22	41
MCA-Master of Computer Applications	1	0	24	20	45
M.Tech-Structural Engineering	-	-	-	-	-
M.Tech-Power Electronics	-	-	-	-	-
M.Tech-Machine Design	-	-	-	-	-
M.Tech-Embedded Systems	-	-	-	-	-
M.Tech-Computer Science	-	-	-	-	-
<b>Total</b>	<b>118</b>	<b>13</b>	<b>431</b>	<b>351</b>	<b>913</b>


  
Dr. T. JAYACHANDRA PRASAD  
M.E, Ph.D.,  
PRINCIPAL  
R G M College of Engg. & Tech.,  
(Autonomous)  
NANDYAL-518 501, Nandyal (Dt), A.P.



## 2.1 Student Enrollment and Profile

### 2.1.2 Percentage of seats filled against reserved categories (SC, ST, OBC etc.) as per applicable reservation policy for the first year admission

2019-20					
Program Name	SC	ST	OBC	General	Total
B.Tech- Civil Engineering	7	0	28	29	64
B.Tech- Electrical & Electronics Engineering	9	0	29	51	89
B.Tech- Mechanical Engineering	8	1	39	29	77
B.Tech- Electronics & Communication Engineering	26	1	112	117	256
B.Tech- Computer Science & Engineering	26	2	81	83	192
MBA-Master of Business Administration	4	0	21	21	46
MCA-Master of Computer Applications	0	0	03	07	10
M.Tech-Structural Engineering	0	0	1	3	04
M.Tech-Power Electronics	1	0	0	0	01
M.Tech-Machine Design	-	-	-	-	-
M.Tech-Embedded Systems	-	-	-	-	-
M.Tech-Computer Science	-	-	-	-	-
<b>Total</b>	<b>81</b>	<b>4</b>	<b>314</b>	<b>340</b>	<b>739</b>


  
Dr. T. JAYACHANDRA PRASAD  
M.E,Ph.D.,  
PRINCIPAL  
R G M College of Engg. & Tech.,  
(Autonomous)  
NANDYAL-518 501, Nandyal (Dt), A.P.



## 2.1 Student Enrollment and Profile

### 2.1.2 Percentage of seats filled against reserved categories (SC, ST, OBC etc.) as per applicable reservation policy for the first year admission

2018-19					
Program Name	SC	ST	OBC	General	Total
B.Tech- Civil Engineering	22	9	26	28	85
B.Tech- Electrical & Electronics Engineering	5	1	28	17	51
B.Tech- Mechanical Engineering	13	2	45	31	91
B.Tech- Electronics & Communication Engineering	26	2	107	94	229
B.Tech- Computer Science & Engineering	18	2	59	95	174
MBA-Master of Business Administration	8	0	18	10	36
MCA-Master of Computer Applications	1	0	06	1	08
M.Tech-Structural Engineering	2	0	9	4	15
M.Tech-Power Electronics	1	0	0	1	2
M.Tech-Machine Design	-	-	-	-	-
M.Tech-Embedded Systems	-	-	-	-	-
M.Tech-Computer Science	-	-	-	-	-
<b>Total</b>	<b>96</b>	<b>16</b>	<b>298</b>	<b>281</b>	<b>691</b>

  
Dr. T. JAYACHANDRA PRASAD  
M.E, Ph.D.,  
PRINCIPAL  
R G M College of Engg. & Tech.,  
(Autonomous)  
NANDYAL-518 501, Nandyal (Dt), A.P.